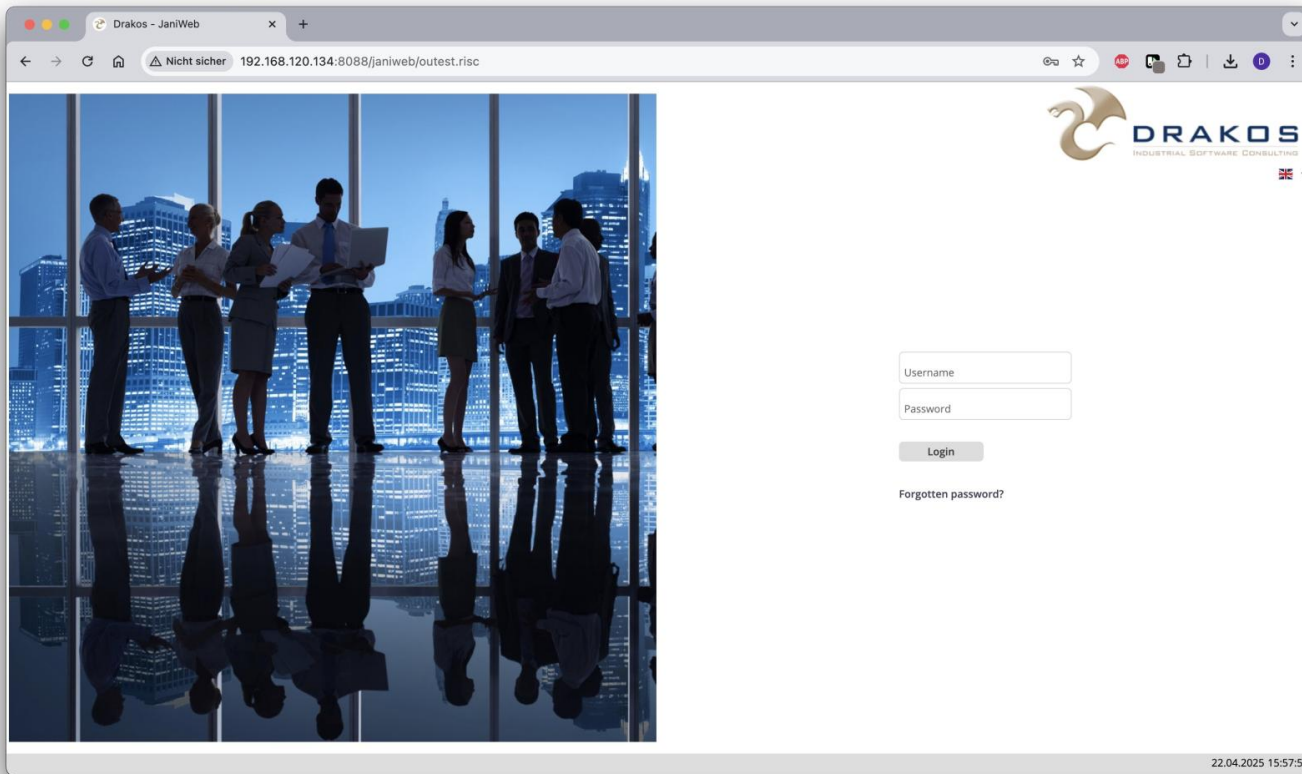
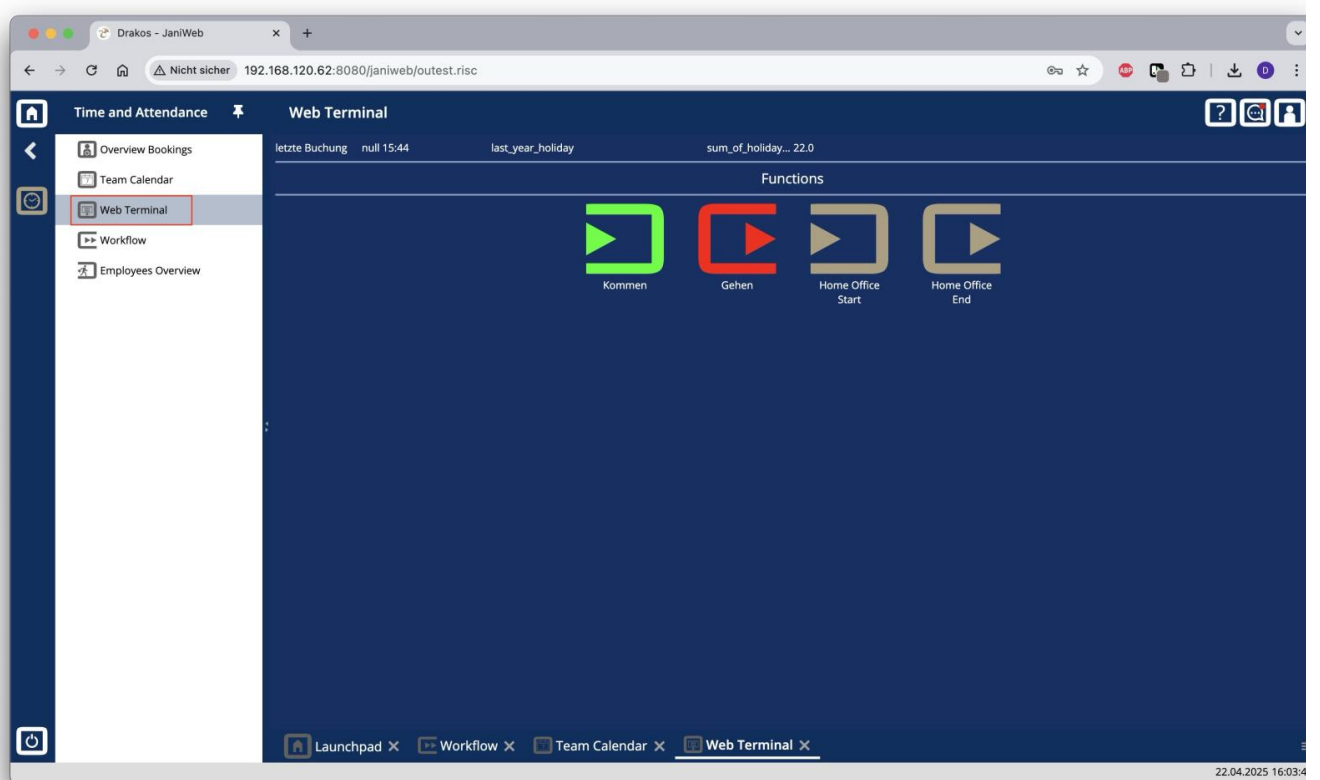


# Create bookings via Web Terminal

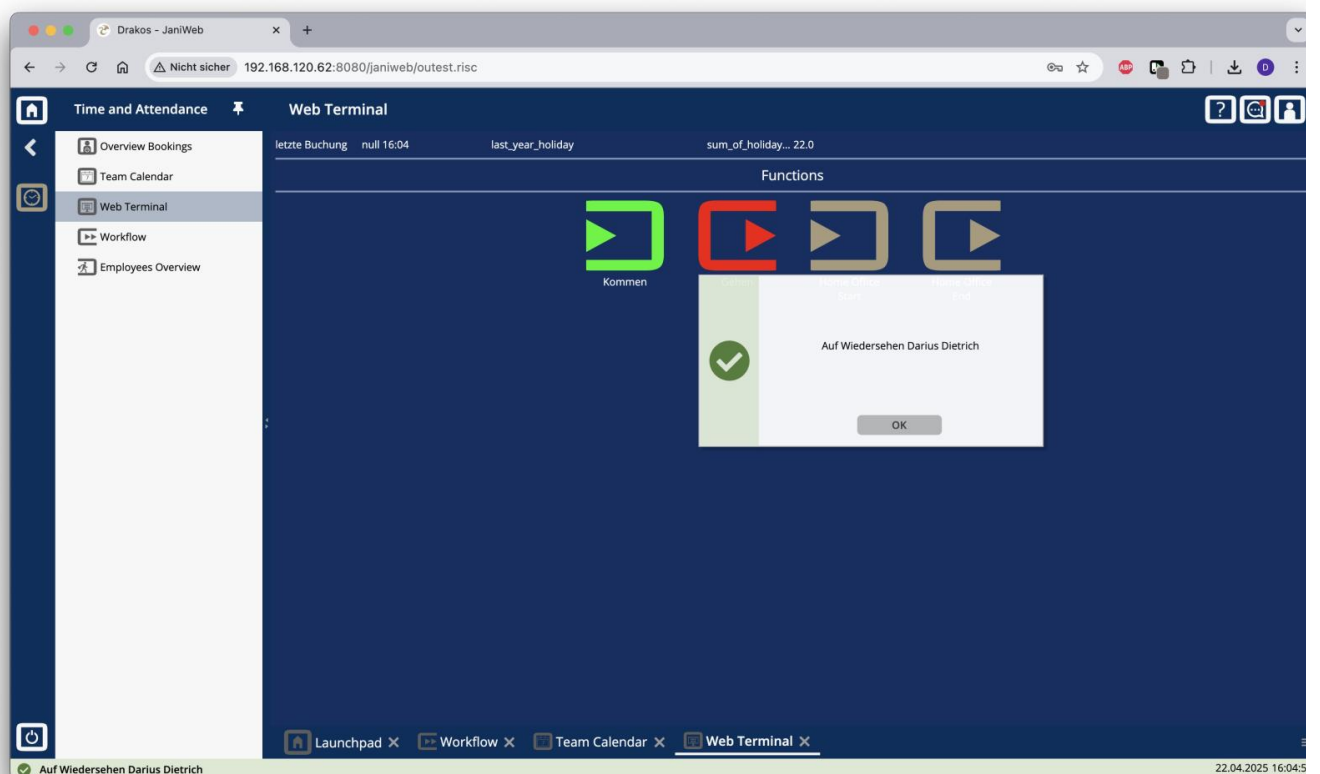
1. Log in to the application.



2. Navigate to *Web Terminal* in the menu



3. Submit the desired booking by pressing the corresponding button



4. Bookings can be viewed via the *Overview Bookings* menu

Drakos - JaniWeb

Nicht sicher 192.168.120.62:8080/janiweb/outest.risc

Time and Overview Bookings

Overview Bookings

Persons  
Team Calendar  
Web Terminal  
Workflow  
Time Sheet  
Settings

First Name  
Last Name  
Personell No.

letzte Buchung: Gehen 16:10 last\_year\_holiday sum\_of\_holiday... 25.0

< April > ☐ Show deleted/rejected bookings

								Work time	Break
Tue	04/01/2025	+	07:17	13:42	14:15	16:45	08:55:00	00:33:00	
Wed	04/02/2025	+							
Thu	04/03/2025	+	07:24	14:59	15:05	16:15	08:44:34	00:06:26	
Fri	04/04/2025	+	07:17	12:35	12:57	16:12	08:33:00	00:22:00	
Sat	04/05/2025	+							
Sun	04/06/2025	+							
Mon	04/07/2025	+	07:22	13:05	13:24	15:01	07:20:18	00:18:42	
Tue	04/08/2025	+	07:28	14:00	14:15	16:05	08:22:00	00:15:00	
Wed	04/09/2025	+							
Thu	04/10/2025	+	07:26	12:58	13:13	15:49	08:08:00	00:15:00	
Fri	04/11/2025	+							
Sat	04/12/2025	+							
Sun	04/13/2025	+							
Mon	04/14/2025	+	07:17	13:02	13:20	15:55	08:20:00	00:18:00	
Tue	04/15/2025	+	07:25	12:29			05:04:00	00:00:00	
									Σ 71:39:42

Launchpad Overview Bookings

22.04.2025 16:06:1

Revision #3

Created 22 April 2025 14:01:07 by DRAKOS

Updated 9 July 2025 13:47:31 by DRAKOS